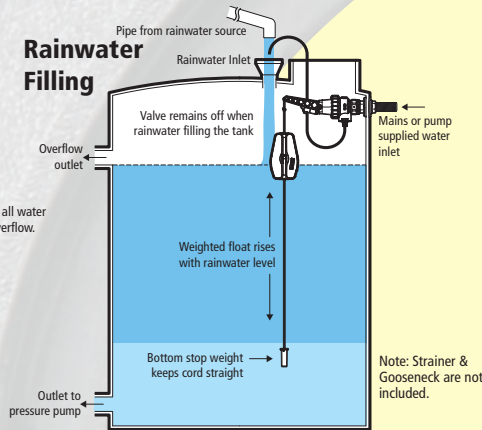
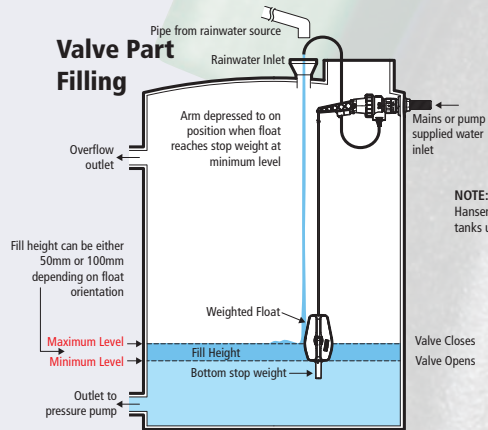


Technical Specifications

Hansen *Slo-Flo* Rain Relief Valve Operating Principle & Float Orientation

The minimum level is set by adjusting the length of the cord between the valve arm and the stop weight at the bottom of the cord. The maximum top up water level is set by the float orientation and can be either 50mm or 100mm



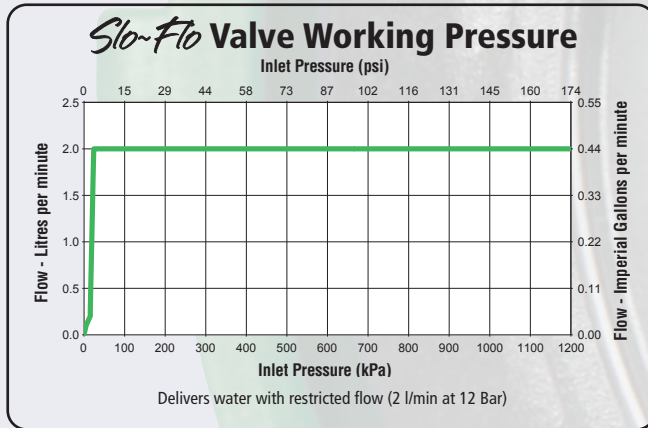
Float Orientation



Position A = 50mm Fill

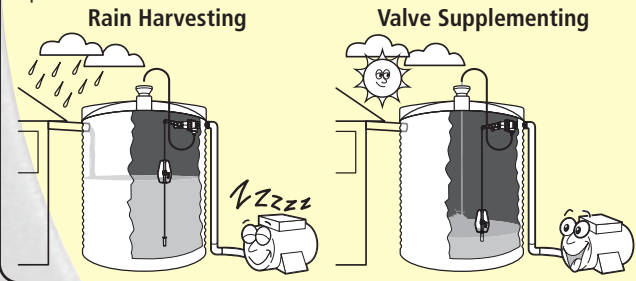


Position B = 100mm Fill



Rain Harvest & Only Pump When You Need To

The Hansen *Slo-Flo* valve is the perfect choice for systems that combine Rain Harvesting with Supplementary Pumping from alternative sources. The Pump only ever needs to work when rain levels are low and the tank needs a part fill.



HANSEN PRODUCTS (NZ) LIMITED
PO Box 809 • Whangarei • New Zealand
P: +64 9 430 4140 F: +64 9 430 4141
E: info@hansenproducts.com
W: www.hansenproducts.com

Available From:

HANSEN

Best Installed Value



HDB307 2210

HANSEN[™]

Slo-Flo Valve
RAIN RELIEF

Restricted Flow Valve (2 l/min at 12 Bar)



Rain or Shine
Your Rainwater is Fine

www.hansenproducts.com

Best Installed Value

Hansen Products *HiFlo* Valves are Strong, Lightweight and Compact and have been designed and manufactured to deliver high volumes of water quickly with smooth, unrestricted, full flow control.

The Hansen *Slo-Flo* Rain Relief Valve is the ideal companion to a rain harvesting system, adding the ability to introduce small controlled 50mm or 100mm (2" or 4") water fills from alternative sources during dry spells where rain water is insufficient to meet a water tanks demands. Optimised for slow fills of 2 l/min where local restrictions apply, it incorporates Hansen's proven reliable, self cleaning diaphragm technology. Soft open & close helps prevent system damage from water hammer and a simple Lock Off Plunger adds full manual on/off control in the event that rain is looming. The adjustable rope provides complete control over when the valve steps in, culminating in a thoroughly flexible & fully dependable valve.

With over 60 years' experience in manufacturing, Hansen Products knows the importance of fluid delivery, flow and pressure within a pipe system. This has seen Hansen Products build a reputation for providing high performance, easy to use, innovative, simple products that provide our customers with "Best Installed Value".

All Hansen products carry our Limited Lifetime Warranty*

*For more information on our warranty, please visit www.hansenproducts.com/legal.htm


Product Details



HRRSF1520 Sloflo Valve 15/20 Long Tail

Supplied with: Complete Valve Body, Weighted Float, 2.5 metre Cord, 15mm & 20mm Long Tail Adaptor

Peace of Mind Rain Relief Valve



MALE ADAPTORS

O-Ring seal short & long adaptors available in 15-50mm (1/2" to 2"). Manufactured from High Quality Glass Fibre Reinforced Nylon for a weather, termite, fungi & bacteria resistance.

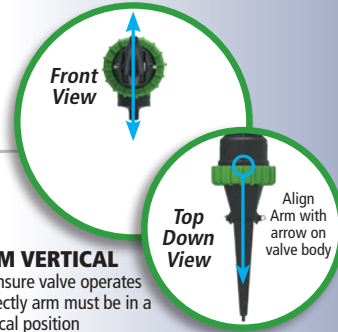


All Hansen Rain Relief Valves are rigorously hand tested.



LOW PARTS COUNT

Less working parts results in a valve that operates more efficiently for better overall performance. Less parts to remove, lose or break.



ARM VERTICAL

To ensure valve operates correctly arm must be in a vertical position

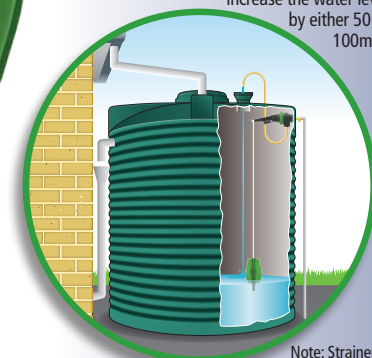


SELF FLUSHING PILOT HOLE

The Rain Relief Valve has been designed to ensure reliable operation at low and high pressures. Note: pressurised water will pass through the pilot hole when opening and closing. Water will stop passing through the pilot hole when fully closed.

ONLY PUMP WHEN YOU NEED TO

If the tanks rain water level drops below minimum, the valve opens to supplement the tanks water from an alternative source such as the mains water supply. However it will only increase the water level by either 50 or 100mm.



Note: Strainer & Gooseneck are not included.



INLET

OUTLET

LOCK OFF PLUNGER

Rotating the plunger tab allows the valve to be manually locked to the off position



RESTRICTED FLOW

2 l/min at 12 Bar

ALSO AVAILABLE

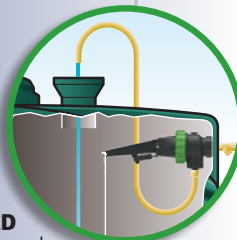


FULL FLOW

1275 l/min at 12 Bar

MAXIMUM WORKING PRESSURE

12 Bar (174 psi) @ 20°C



POTABLE WATER APPROVED


Materials approved for use with potable (drinking) water.

AS/NZS 4020


SLOW CLOSE ACTION

The Rain Relief Valve internals have been designed with a built in delay in closing, this helps to minimise water hammer. Note the Rain Relief Valve arm may be in the closed position but the valve may take up to 8 seconds to fully close.

Do not force arm closed.



This way up for 50mm fill



This way up for 100mm fill

WEIGHTED GREEN FLOAT WITH TWO FILL DEPTHS

The float orientation determines either a 50mm fill or 100mm fill.